



The Solution Minibars are the latest product to enter the portfolio of Onity Solutions. Its entrance in the product range that Onity offers to the Hospitality Industry enables the hotels to enjoy more products with the same warranty of quality and service that has been a trademark of the company.

Minibars are an additional service to the hotel client.

It is an essential piece of equipment in the Hotel room from which a high Returns on Investment can be obtained.



Inner Light



Crystal Door



Door Racks

Onity Service and Quality

The Solution minibars have the support and service of the worldwide leader in hospitality solutions.

Flexibility

Hinges are quickly and easily replaceable to change the door side of the minibar.

Different Models

Standard models are available in different capacities

Ecological

This product fulfils all ecological norms and requirements.

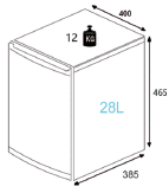
Sound

Due to lack of moving parts in the Absorption system minibar, it helps to cool without causing any kind of sound.

Options

Solution minibars offer a great deal of different options like internal light, glass door, lock, wheels, etc...

XC-28 Foamed door

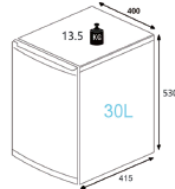


WATTAGE(W):60
 VOLTAGE(V):220-240/110-120
 NOISE:0DB
 TEMPERATURE RANGE:0-8°C
 ENERGY CONSUMPTION:CLASS D(0.75KWH/24H)

Loading Capacity

| | |
|------|--------|
| 20ft | 260PCS |
| 40ft | 540PCS |
| 40HQ | 650PCS |

XC-30 Foamed door

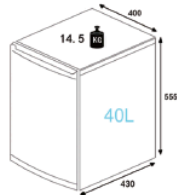


WATTAGE(W):60
 VOLTAGE(V):220-240/110-120
 NOISE:0DB
 TEMPERATURE RANGE:0-8°C
 ENERGY CONSUMPTION:CLASS D(0.75KWH/24H)

Loading Capacity

| | |
|------|--------|
| 20ft | 250PCS |
| 40ft | 520PCS |
| 40HQ | 550PCS |

XC-40 Foamed door

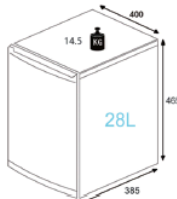


WATTAGE(W):60
 VOLTAGE(V):220-240/110-120
 NOISE:0DB
 TEMPERATURE RANGE:0-8°C
 ENERGY CONSUMPTION:CLASS D(0.75KWH/24H)

Loading Capacity

| | |
|------|--------|
| 20ft | 240PCS |
| 40ft | 460PCS |
| 40HQ | 500PCS |

XC-28 Glass door

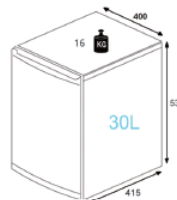


WATTAGE(W):60
 VOLTAGE(V):220-240/110-120
 NOISE:0DB
 TEMPERATURE RANGE:8-14°C
 ENERGY CONSUMPTION:(1.0KWH/24H)

Loading Capacity

| | |
|------|--------|
| 20ft | 260PCS |
| 40ft | 540PCS |
| 40HQ | 650PCS |

XC-30 Glass door

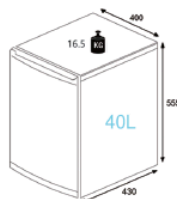


WATTAGE(W):60
 VOLTAGE(V):220-240/110-120
 NOISE:0DB
 TEMPERATURE RANGE:8-14°C
 ENERGY CONSUMPTION:(1.0KWH/24H)

Loading Capacity

| | |
|------|--------|
| 20ft | 250PCS |
| 40ft | 520PCS |
| 40HQ | 550PCS |

XC-40 Glass door



WATTAGE(W):60
 VOLTAGE(V):220-240/110-120
 NOISE:0DB
 TEMPERATURE RANGE:8-14°C
 ENERGY CONSUMPTION:(1.0KWH/24H)

Loading Capacity

| | |
|------|--------|
| 20ft | 240PCS |
| 40ft | 460PCS |
| 40HQ | 500PCS |

